

# Instructions

## *Antique seed beads - necklace and bracelet*



Used material chain:	Article Number	Quantity
Rocailles antique, approx. Ø 4 mm, petrol gold, 11 g, approx. 120 pieces	813535	2
Rocailles antique, approx. Ø 4 mm, gold, 11 g, approx. 120 pieces	813568	2
Glass beads with shimmer, approx. Ø 8 mm, dark blue, 25 pieces	730037	3
Pearl thread, approx. Ø 0.2 mm x 37 m, black, 1 piece	531998	1
Spacer Rings, hardened, ø 6 mm, 50 pieces	583825	1
Crimp cups, approx. Ø 3 mm, gold, 20 pieces	449721	1
Crimp beads, approx. Ø 3 mm, gold approx. 50 pieces	496429	1
Used material bracelet:		
Rocailles antique, approx. Ø 4 mm, petrol gold, 11 g, approx. 120 pieces	813535	1
Rocailles antique, approx. Ø 4 mm, gold, 11 g, approx. 120 pieces	813568	1
Pearl thread, approx. Ø 0.2 mm x 37 m, black, 1 piece	531998	1
Rocailles transparent, approx. Ø 2.6 mm, dark green silver intake, 17 g	726047	1
Metal closure / end caps, approx. 20 x 3 mm, platinum coloured, 10 pieces	727674	1
Extension chain, approx. 65 x 3 mm, platinum coloured, 5 pieces	584924	1
Spacer rings, approx. Ø 6 mm, approx. 0.9 mm thick, platinum coloured, 20 pieces	583803	1
Recommended Materials/Tools:		
Special pliers for crimp beads, approx. 130 mm long, 1 piece	502504	
Chain Maille pliers, 1 curved pliers, 1 flat-nose pliers with pointed tip, set of 2	725144	
Beading needle big eye, approx. 57 mm, 1 piece	716763	
Beads - Thread Tray Bead Board, 1 piece	420620	
Beadalon® Jewel Loom® pearl weave frame, approx. 305 x 75 x 10 mm, approx. 70 mm weaving width, 2-part	730679	

## Instructions chain:



1 Thread glass beads with pearl thread and pearl needle.



2 Depending on the desired length, approx. 65 glass beads and finally a crimp bead and a calotte are threaded on each end.



3 Fix the crimp beads and calottes and attach an intermediate ring.



4 There are 4 strands needed about 350 mm long. Now thread about 90 Antique Rocailles (different colors).

## Instructions



At each strand beginning a crimp bead is fixed.



At each strand end a crimp bead and a calotte are threaded.



Fix the crimp beads and calottes.



For each Antique Rocailles strand, an intermediate ring is hung and in the 4 rings again each a ring.



In one ring of the 4 strands the ring of the glass bead strand is hung.



Thus, the chain is closed from behind. At the front, the Antique Rocailles strands are hung in the glass bead strand.


## Instructions Bracelet:



1 Put on loom, antique seed beads, pearl thread and pearl needles




2 Stretch 6 pearl threads in the weaving frame.




3 The pearl threads are pulled from the back to the front.




4 Thread 5 Antique Rocailles.




5 The Antique Rocailles from bottom to top in the bead thread Press rows and pull with the pearl needles.



6 Antique seed beads offset in the colours thread.



7 Antique seed beads in approx. 39 rows (depending on the desired length) thread.



8 At the beginning and at the end are still the threaded transparent green seed beads.




9 The protruding pearl threads become firm with each other knotted.



10 To attach the closure to the bracelet, the transparent green seed beads through the opening push the lock.

## Instructions



At the end, tighten the closure with a pair of pliers.



Extension chain and intermediate ring in the eyelet of the Hook in the lock.



On the other side of the clasp the carabiner hook in with intermediate ring.

Total length: approx. 330 mm.

*Have fun creating and enjoy!  
Your Opitec Creative Team!*